



Dear Parent or Guardian,

It's hard to believe that the end of the year is already upon us! We would like to thank you again for your support this year. In an attempt to be sure that all of our hard work does not disappear over the summer, please continue to support your child by enjoying together this Summer Packet.

Included you will find calendar pages with ideas for all sorts of activities, car trip/field trip suggestions, book lists, a reading log, high-frequency words and helpful bookmarks.

These ideas have been put together by teachers across our district in the hopes that you will all have a fun summer of continued growth.

Here are some helpful websites, too:

To access information on expectations in Math and Language Arts, visit: www.michigan.gov/mde and click on "K-12 Curriculum"

For information on the many activities of our area libraries, visit: www.brightonlibrary.info and www.howelllibrary.org

Have fun! See you in August with your completed reading log!

Frequently Used Words

a	day	if	old	this
after	did	in	on	three
all	do	into	one	to
an	don't	is	or	too
and	down	it	our	two
are	for	just	out	up
am	from	keep	over	us
as	get	kind	people	very
asked	go	know	play	was
at	going	like	put	we
away	good	little	run	went
back	had	look	ran	were
be	has	looked	said	what
because	have	long	saw	when
before	he	make	see	where
big	her	man	she	will
boy	here	mother	so	with
but	him	me	some	would
by	his	my	that	you
came	house	no	the	your
can	how	not	then	
come	I	now	there	
could	I'm	of	they	

JUNE 2005

Sun	Mon	Tue	Wed	Thu	Fri	Sat
			1	2	3	4
5	6	7	8	9	10	11
12	13	14 Last Day of School	15 Read for 15-20 min. Write down 3 sentences about what you read.	16 Read for 15-20 min. Make some addition flashcards. Quiz yourself or have someone quiz you	17 Read for 15-20 min. Draw a picture of your most memorable first grade experience	18 Read for 15-20 min. Make toast and cut into halves. Cut another piece into halves in a different way.
19 Read for 15-20 min. Use a calculator to find the sum of the digits in your telephone number.	20 Read for 15-20 min. Write down the steps to make a peanut butter and jelly sandwich.	21 First Day of Summer! Read for 15-20 min. Write about your favorite thing to do on a rainy day.	22 Read for 15-20 min. What is ten more than: 35 90	23 Read for 15-20 min. What is ten less than: 16 25	24 Read for 15-20 min. Make some subtraction flashcards. Have someone quiz you.	25 Read for 15-20 min. Find a book or story that uses each number word 1 to 10.
26 Read for 15-20 min. How many 2 digit numbers can you make with the digits 1, 2, and 3?	27 Read for 15-20 min. Roll a number cube (die) 20 times. Make a graph to show which number	28 Read for 15-20 min. How many days have you been out of school?	29 Read for 15-20 min. Find a ruler and measure 3 objects in inches.	30 Read for 15-20 min. Go visit the local library.		

JULY 2005

Sun	Mon	Tue	Wed	Thu	Fri	Sat
3 Read for 15-20min. How can you cut two cookies so that 4 people can get equal pieces?	4 Read for 15-20min. Have fun on the 4th!	5 Write about your favorite part of the 4th of July.	6 Read for 15-20min. Cut out pictures from a magazine and make a collage about you.	7 Read for 15-20min. What is ten more than: 12 45	8 Read for 15-20min. Write a letter to a friend about what you have done so far this summer.	9 Read for 15-20min. What is ten less than: 50 75
10 Read for 15-20min. Find the most popular vowel by tallying the letters in 100 words. Graph the results.	11 Read for 15-20min. Count the light switches in your house. Use tally marks to record your results.	12 Read for 15-20min. If you have 9 pieces of popcorn and your friend ate 2 pieces, how many do you have left?	13 Read for 15-20min. If you could go anywhere, where would you go? Why?	14 Read for 15-20min. Describe what you do every morning.	15 Read for 15-20min. How many days have you been out of school?	16 Read for 15-20min.
17 Read for 15-20min. What's your zip code? Find the sum of the five	18 Read for 15-20min. Find all the ways you can make \$0.25.	19 Read for 15-20min. Your friend gave you 3 cookies, she still has 4 left. How many cookies did she start with?	20 Read for 15-20min. What is: $4+5+2=$ $9+1+7=$ $7+7+4=$	21 Read for 15-20min. Describe a rainbow. Use as many details as possible	22 Read for 15-20min. Write 5 great sentences about your favorite person.	23 Read for 15-20min. What is 10 less than: 65
24 Read for 15-20min. How many ways can you name 12?	25 Read for 15-20min. How many 5's are between 1 and 100?	26 Read for 15-20min. Describe your favorite things to do on a warm summer night.	27 Read for 15-20min. List 10 objects that are red. Circle the largest item.	28 Read for 15-20min. Practice Addition Flash Cards.	29 Read for 15-20min. Practice Subtraction Flash Cards.	30 Read for 15-20min. Describe what you do every morning.

AUGUST 2005

Sun	Mon	Tue	Wed	Thu	Fri	Sat
	1 Read for 15-20min. Is the date of your birthday even or odd? Find two more even or odd numbers on this calendar.	2) Read for 15-20min. Write a story about having the president at your house for dinner.	3) Read for 15-20min. Jim picked six flowers and Sue picked nine flowers. How many flowers did they pick?	4 Read for 15-20min. Make a list of objects that are as long as your foot.	5 Read for 15-20min. What does: $4+7+2=$ $9-3+0=$	6 Read for 15-20min. Describe an apple using as many details possible.
7 Read for 15-20min. Count the number of days until school starts.	8 Read for 15-20min. Write or tell a story about a dozen eggs.	9 Read for 15-20min. Write a story about $5+7$.	10 Read for 15-20min. If you have 4 coins, how much money do you have?	11 Read for 15-20min. Make a picture filled with your favorite shape.	12 Read for 15-20min. What is 10 more than: 40	13 Read for 15-20min. Write down the steps to tie your shoes.
14 Read for 15-20min. Circle the numbers on the front page of today's paper.	15 Read for 15-20min. If today is Monday, what day will it be in 8 days?	16 Read for 15-20min. Put these numbers in order from least to greatest: 0-20	17 Read for 15-20min. Write 3 sentences to describe your family.	18 Read for 15-20min. Put these numbers in order from greatest to least: 0-20	19 Read for 15-20min. Practice counting by 5's: 0-100	20 Read for 15-20min. Practice counting by 10's: 0-100
21 Read for 15-20min. Make a pattern. Have a friend continue it. What is the pattern unit?	22 Read for 15-20min. How many jumping jacks can you do in a minute?	23 Read for 15-20min. Describe your favorite activities this summer.	24 Read for 15-20min. How many shoes are in your house? Count them by 2's.	25 Read for 15-20min. Write 5 goals you have set for yourself for 2nd grade.	26 Read for 15-20min. Count all of the change in mom's purse.	27 Read for 15-20min. Practice telling time to the hour and half hour.
28 Read for 15-20min. Gather 10 objects. How many ways can you sort them?	29 Read for 15-20min. How many days until your next birthday?	30 Read for 15-20min.	31			

PLACES TO VISIT

Much more at www.travel.michigan.org

1. Ann Arbor Hands On Museum

220 E. Ann Arbor 734-995-5439

2. Children*s Museum

1602 W. Third Flint 810-767-5437

3. Cranbrook Art Museum and Institute of Science

39221 Woodward Bloomfield Hills 248-645-3323 and 877-462-7262

4. Henry Ford Museum and Greenfield Village

20900 Oakwood Blvd. Dearborn 800-835-5237

5. Michigan Space Center

2111 Emmon Rd. Jackson 517-787-4425

6. MSU Museum

101 West Circle East Lansing 517-355-2370

7. U of M Exhibit Museum

1109 Geddes Ave. Ann Arbor 734-763-6085

8. Crossroads Village/Huckleberry Railroad

5045 Stanley Rd. Flint 800-648-7275

9. Cook*s Farm Dairy

2950 Seymour Lake Rd. Ortonville 248-627-3329

10. Howell Nature Center

1005 Triangle Lake Rd. Howell 517-546-0249

11. Coe Rail Scenic Train

840 N. Pontiac Trail Walled Lake 248-960-9440

12. State Capitol

Lansing 517-373-2353

13. Impression 5 Science Museum

200 Museum Dr. Lansing 517-485-8116

14. Potter Park Zoo

1301 S. Pennsylvania Lansing 517-702-4730

15. Longway Planetarium

1310 E. Kearsley Flint 810-237-3400

16. New Detroit Science Center

5020 John R Detroit 313-577-8400

17. Belle Isle Aquarium

Detroit 248-398-0903

18. Detroit Zoo

8450 W. Ten Mile Royal Oak 248-398-0900

CAR TRIPS

Take advantage of the time when your child has to sit for long periods of time.

- * Make a lap board to provide a hard surface for a variety of activities. (Cut a 9x12 piece of wood or use a clip board.)
- * Provide a tote bag with books, pencils, crayons, scissors, glue, paper pads. Small puzzles, flashcards and coloring/activity/dot-to-dot books travel well.

Play MEMORY GAMES like:

- * "I'm going on a trip"... Each person adds one item and says all the previous items in the correct order. May also be done in ABC order..
- * "10 Questions"... One person thinks of an object; others get 10 questions to discover what it is. Encourage questions beyond color, size, shape – (Ex: Do you play with it? Do you eat it? Do you find it?)
- * Read signs, mile markers, maps
- * Buy postcards at different stopping points along the way during your trip. Let your child write a sentence or more on the back. Hole punch and tie together with yarn or use a binder ring to make a book of where you have been!

HAVE FUN!

Dear Parents,

Here is a leveled book list of books you should be able to check out of the library and strategies that will help your child prepare for 2nd grade. What is most important, are the strategies your child should be using. It is also fine for you to read one page and your child the next. Most importantly, make it easy and enjoyable.

As you are reading with your child, it is important to talk about what is happening in the story and what is going to happen next to help them think about the story. You should also discuss the various aspects of the story (characters, setting, problems, solutions, events, lesson learned, etc. etc.)

Happy Reading,

HPS 1st Grade Teachers

Early Readers (Level 7-11)

Strategy: Starting to check all the way through words and divide words into chunks when necessary. When stuck on words going back and rereading, then dividing into chunks as needed more and more often.

What to say: "Say that word slowly and run your finger under it. Are the sounds coming out your mouth matching the letters on the page?"

"Go back and reread, start to say it, and divide it into chunks." (at this point you may need to show your child the chunks with your finger.)

What to do: Sight word games, chunk games

Any Dear Dragon Books Hillert, Margaret

Animal Babics Pope

Buzz Said the Bee Ready Steps

Eat Your Peas, Louise Snow, P.

Farmer in the Dell Scholastics

Five Little Monkeys...Jumping on the Bed Chistelow,

Flying Crews,

Go, Dog, Go Eastman, P.

Here Are My Hands Martin, B.

Lucy's Rooster Eggleton, Jill

One Gorilla Morozumi, L.

Roll Over! Peek, M.

Sam the Scarecrow Gordon

Sheep in a Jeep Shaw, N.

Skating on Thin Ice Everett

Spot's First Walk Hill

Ten Bears in My Bed Mack, Stan

The Yellow Boat Hillert, M.

Three Billy Goat's Gruff Appleby, E.

Up, Up and Away Hillert, Margaret

When You Were a Baby Jonas, A

Who Goes to School? Hillert, Margaret

Whose Moose Are You Kraus, R.

Developing Readers (Levels 12-16)

Big Fat Worm, The Van Laan, Nancy

Busy Monday Morning Domanska, J.

Carrot Seed Krauss, R.

Clifford's Thanksgiving Visit Bridwell, N.

Cookies and Crutches Deaton, Judy

Curious George Rey, H.A.

Day I Had to Play with My Sister Bonsal, C.

Dog, The Burningham, J.

Giant Pumpkin, The Cowley, Joy

Gone Fishing Long, Erlene

Growing Vegetable Soup Ehlert, L.

I Like Things Hillert, Margaret

I Took My Frog to the Library Kimmel, Eric

I Wish I Was Sick, Too Aliki

Jason's Bus Ride Ziefert

Just Me and My Puppy Mayer, Mercer

Mike and Tony Ziefert, H.

Mother, Mother I Want Another Polushkin,

New House for Mole and Mouse Ziefert, H.

Nicky Upstairs and Down Ziefert, H.

One Fish, Two Fish, Scuss,

One Monday Morning Shulevitz, U.

Peanut Butter, Jelly Westcott, N.

Pelican, The Cutting, Brian

Pumpkin, Pumpkin Titherington, Jean

Rain! Rain! Greene, Carol

Road Robber Cowley, Joy

Ronald Morgan Goes to Bat Giff, Patricia

Secret Valentine Damon, L.

Shortcut Crews, Donalds

Show and Tell Munsch, R.

Soccer Game Maccaroni, G.

Fluent Readers (Levels 17+)

A Color of his Own Lionni, Leo
Airplanes Petersen, David
All Along the River Fowler, A.
Angel Child, Dragon Child Surat, Michele
Barney's Horse Hoff, Syd
Best Friends Giff, P.
Candy Corn Contest Giff, P.
Spot's First Christmas Hill, E.
Ten Apples Up On Top LaSieg, Theo
There's a Wocket in My Pocket Seuss, Dr.
This is My House Dorris, A.
Best Teacher in the World Giff, P.
Little Danny Dinosaur Craig
Man Who Didn't Do His Dishes Krasilovsky, P.

Two Dog Biscuits Cleary, Beverly
Weather Words Gibbons, G.
Who Put the Pepper in the Pot Cole, Joanna
Who Sank the Boat? Allen, P.
Wind and the Sun dePaola, T.
Wind Blew Hutchins, P.
Amigo Baylor, Byrd
Arthur Books By, Hoban, L.
Baby Sister for Frances Hoban, R.
Boy in the Crow, The Munsch, R.
Cam Jansen Books By, Adler
Mitten, The Brett, Jan
Napping House Wood, Audrey
Nate the Great: Fishy Prize Sharmat, M.

Beginning Chapter Book List









































1. Henry and Mudge
2. Arthur Chapter Books
3. Frog and Toad
4. I Can Read Books (many different titles)
5. Amelia Bedelia
6. Bobby Series
7. Nate the Great
8. Horrible Harry
9. Annie Bananie
10. Polk Street Kids
11. Doug Series
12. Cam Jansen
13. Hello Reader Books (many different titles)
14. Junie B. Jones
15. Bailey School Kids
16. Pee Wee Scouts
17. First Stepping Stone Books (many different titles)
18. Boxcar Children
19. Magic Tree House
20. Babysitter's Club
21. Berenstain Bear Scouts
22. The Littles
23. Captain Underpants
24. Aldo
25. Let's Read and Find Out About Science
26. Ramona
27. Mary Kate and Ashley
- Various Authors
28. Patricia Reilly Giff
29. Jean Craighead George-non fiction
30. Carol Greene-autobiographies
31. Ronald Dahl

Student Book Log



Book You Have Read/Listened To

Do you recommend?

GO Map

Please use with your child for oral retelling.
Please keep it in your child's Book Bag.

The characters were...
The setting was...
The problem was...

First...
Next...
Then...
Last...

The problem was
solved when...

Feelings of the characters
were...

Feelings I had when I read
the story were...

Connections to myself...
Connections to other text:
Connections to the world
(lesson to learn from story)

GO Map

Please use with your child for oral retelling.
Please keep it in your child's Book Bag.

The characters were...
The setting was...
The problem was...

First...
Next...
Then...
Last...

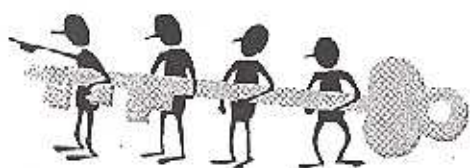
The problem was
solved when...

Feelings of the characters
were...

Feelings I had when I read
the story were...

Connections to myself...
Connections to other text:
Connections to the world
(lesson to learn from story)

The Six Keys



1. Make reading together enjoyable.



2. Consider the reader's interests, experiences, and reading level.



3. Introduce the book in a relaxed conversation.



4. Encourage the reader with specific praise.

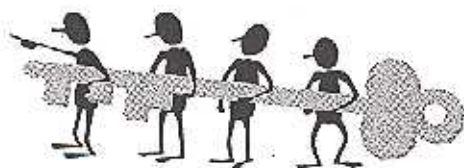


5. Help the reader maintain the meaning of the story.



6. Read together on a consistent basis.

The Six Keys



1. Make reading together enjoyable.



2. Consider the reader's interests, experiences, and reading level.



3. Introduce the book in a relaxed conversation.



4. Encourage the reader with specific praise.



5. Help the reader maintain the meaning of the story.



6. Read together on a consistent basis.

Ways Partners Can Support Readers



WAIT...for the reader to try!

PRAISE...the reader for:

- Using pictures
- Using letter sounds
- Noticing mistakes
- Rereading
- Fixing mistakes
- Maintaining meaning
- Reading smoothly
- Using expression

CONVERSATION...

Talk with the reader when...

- He stops at a difficult word.

Partner: "Read it again and think what would make sense."

- She makes an attempt which
Changes the meaning.

Partner: "What word would sound better?"

- She makes an attempt which
doesn't look like the word.

Partner: "Does that look like the word you are saying?"

SAY...

"Would (say the correct word) work there?" or Tell them the word.

Ways Partners Can Support Readers



WAIT...for the reader to try!

PRAISE...the reader for:

- Using pictures
- Using letter sounds
- Noticing mistakes
- Rereading
- Fixing mistakes
- Maintaining meaning
- Reading smoothly
- Using expression

CONVERSATION...

Talk with the reader when...

- He stops at a difficult word.

Partner: "Read it again and think what would make sense."

- She makes an attempt which
Changes the meaning.

Partner: "What word would sound better?"


- She makes an attempt which
doesn't look like the word.


Partner: "Does that look like the word you are saying?"

SAY...

"Would (say the correct word) work there?" or Tell them the word.

**To help myself
read I can:**

1. ✓ the 

2.  Go back and
read it again.


3. Get my  ready.


4. 

Does it sound right?
Does it look right?
Does it make sense?

5. Find **chunks** I know.

**To help myself
read I can:**

1. ✓ the 

2.  Go back and
read it again.

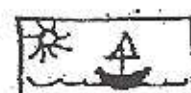
3. Get my  ready.


4. 


Does it sound right?
Does it look right?
Does it make sense?

5. Find **chunks** I know.

**To help myself
read I can:**

1. ✓ the 

2.  Go back and
read it again.


3. Get my  ready.


4. 

Does it sound right?
Does it look right?
Does it make sense?

5. Find **chunks** I know.

**To help myself
read I can:**

1. ✓ the 

2.  Go back and
read it again.


3. Get my  ready.


4. 


Does it sound right?
Does it look right?
Does it make sense?

5. Find **chunks** I know.

**To help myself
read I can:**

1. ✓ the 

2.  Go back and
read it again.

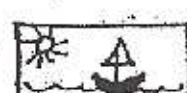
3. Get my  ready.


4. 

Does it sound right?
Does it look right?
Does it make sense?

5. Find **chunks** I know.

**To help myself
read I can:**

1. ✓ the 

2.  Go back and
read it again.

3. Get my  ready.

4. 

Does it sound right?
Does it look right?
Does it make sense?

5. Find **chunks** I know.